








SCD416/1


Legacy/dCSS cascadable Multiswitch
4 inputs 1 output

-  **LNB power supply from decoder**
-  **Selectable Quattro/WideBand Mode**
-  **Legacy/SCR-dCSS automatic selection**
-  **16 User band for each output**
-  **Possibility of reprogramming the user band***
-  **Status LED Legacy/dCSS/Error**



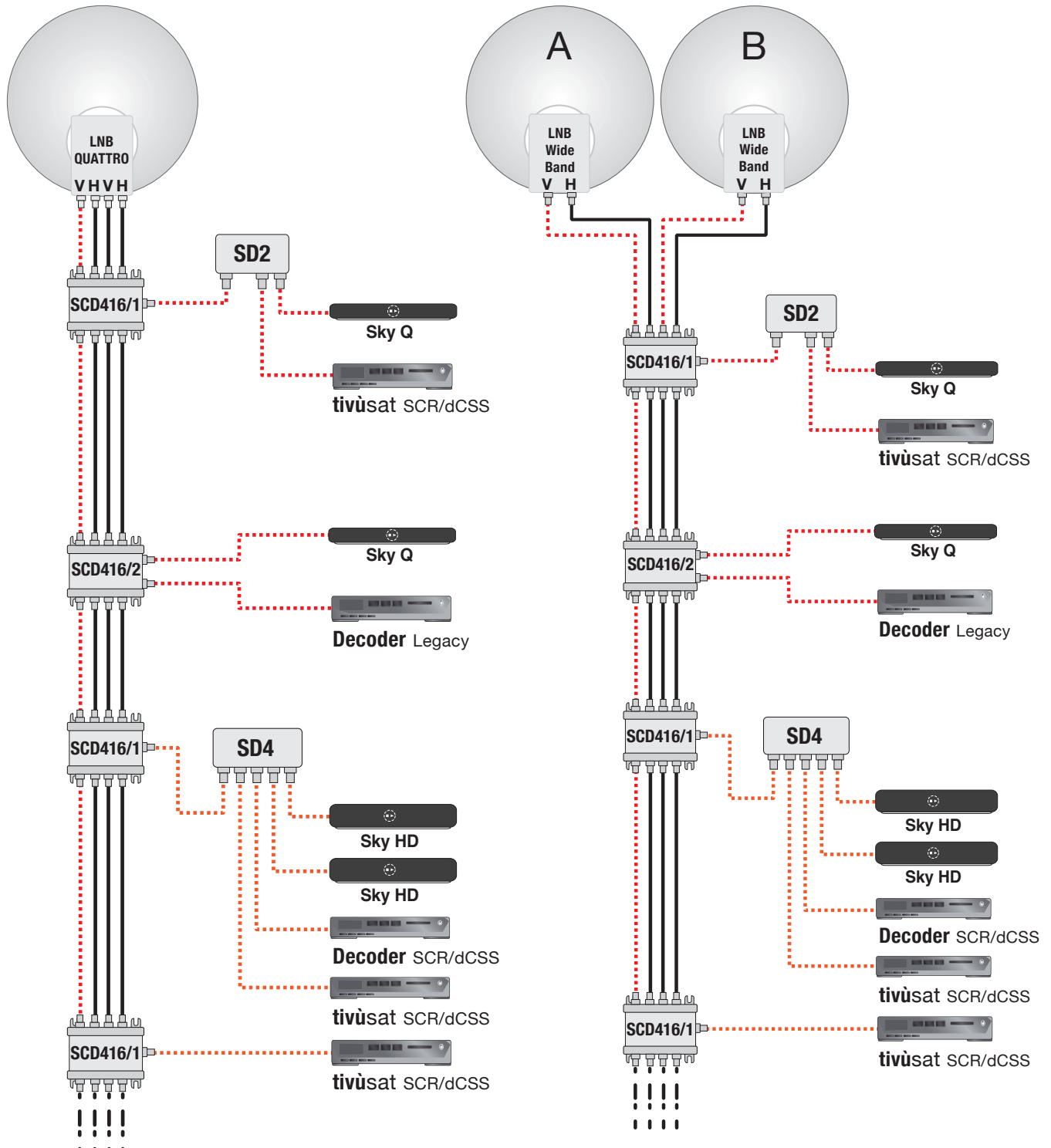
- 4 inputs cascade multiswitch, 1 output with 16 user band and **auto switch from legacy to SCR/dCSS**
- Using the **PSCD-01** programmer, the standard default configuration of user band frequencies can be freely modified to suit specific user requirements.
- satellite inputs equipped with **automatic gain control CAG**.
- Suitable for use in systems with **LNB Quattro or LNB Wide Band** to distribute one full satellite position using only 2 coaxial cables or two satellite positions using 4 cables.

* Programmer PSCD-01 required



MODEL		SCD416/1
TYPE		Cascadable
INPUTS / OUTPUTS TRUNK		4 / 4
OUTPUT/TAPS		1
SATELLITE TRUNK LINES FREQ. RANGE	MHz	250... 2400
SATELLITE TRUNK LOSS	dB	≤ 1
SATELLITE INPUTS POWER LEVEL RANGE	dBμV	60... 100
SATELLITE A.C.G. POWER LEVEL RANGE	dBμV	60... 90
SATELLITE OUTPUT/TAP FREQ. RANGE	MHz	950... 2150
MAX. LEGACY OUTPUT LEVEL	dBμV	75
MAX. SCR-dCSS OUTPUT LEVEL	dBμV	85
SCR/dCSS STANDARDS		Compliant with CENELC EN50494 (SCR) EN50607 (dCSS) SKY UK DSCR
SCR/dCSS USER BANDS		16
AVAILABLE USER BAND FREQUENCY PLANS		SKY ITALIA - SKY UK - MULTICHOICE - CYFROWY POLSAT
LEGACY STANDARDS		13/18V 22KHz Universal Tone & Voltage
DiSEqC SIGNALLING		DiSEqC 1.0 / 2.0 Compliant
CROSSPOLARITY ISOLATION	dB	> 30
TRUNK ISOLATION	dB	> 30
PHASE NOISE	dBc/Hz	-90 @ DELTA F=1KHz
RETURN LOSS	dB	> 12
MAX. POWER CONSUMPTION @ 13V PER OUTPUT	mA	300
LNB MAX CURRENT @ 20V	mA	300
DIMENSIONS LxHxP	mm	97x94x34

Connection Diagram



▶ For small installations with one or more **SCD416** series multiswitches, if the input signal to the multiswitches is greater than **60dBµV**, it may not be necessary to use the headend amplifier. LNB power is supplied directly from the decoders.

Note: If several SCR/dCSS decoders are connected to the same derived output, the use of **SD2** and **SD4** Smart Splitters is recommended.

