








# SCD516/1


Legacy / dCSS cascadable Multiswitch  
5 inputs 1 output

-  **LNB power supply from decoder**
-  **Selectable Quattro/WideBand Mode**
-  **Legacy/SCR-dCSS automatic selection**
-  **Diplexed passive terrestrial**
-  **Possibility of reprogramming the user band\***
-  **Status LED Legacy/dCSS/Error**



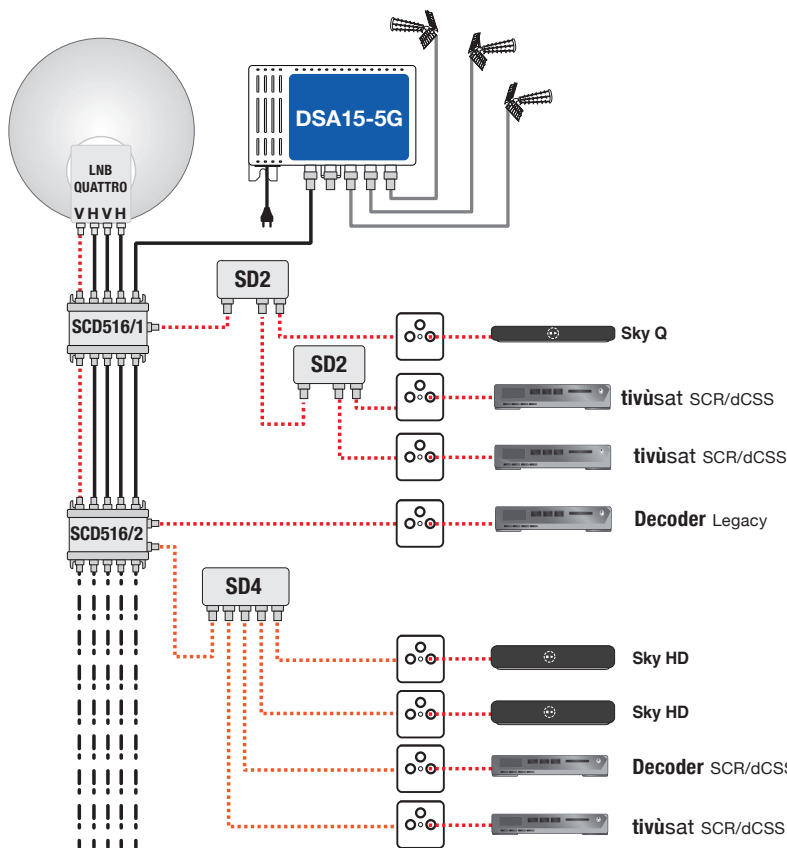
- 5 inputs cascade multiswitch, 1 output with 16 user band and **automatic switching function** from **Legacy to SCR/dCSS**.
- Low-loss passive mixing of terrestrial signals
- satellite inputs equipped with **automatic gain control CAG**.
- Using the **PSCD-01 programmer** the standard configuration. The default user band frequencies can be set freely modified and adapted to specific user needs.

\* Programmer PSCD-01 required



MODEL		SCD516/1
TYPE		Cascadable
INPUTS / OUTPUTS TRUNK		5 / 5
OUTPUT/TAPS		1
SATELLITE TRUNK LINES FREQ. RANGE	MHz	950... 2200
SATELLITE TRUNK LOSS	dB	≤ 1
SATELLITE INPUTS POWER LEVEL RANGE	dBμV	60... 100
SATELLITE A.C.G. POWER LEVEL RANGE	dBμV	60... 90
SATELLITE OUTPUT/TAP FREQ. RANGE	MHZ	950... 2150
MAX. LEGACY OUTPUT LEVEL	dBμV	85
MAX. SCR-dCSS OUTPUT LEVEL	dBμV	86/90/94
TV TERRESTRIAL TRUNK LINE FREQ. RANGE	MHz	5... 790
TV TERRESTRIAL OUTPUT/TAP LOSS	dB	- 7
TV TERRESTRIAL TRUNK LOSS	dB	≤ 2,5
TV TERRESTRIAL RETURN PATH LOSS	dB	- 7
SATELLITE / TV TERRESTRIAL DIPLEXER ISOLATION	dB	≥ 50
SCR/dCSS STANDARDS		Compliant with CENELC EN50494 (SCR) EN50607 (dCSS) SKY UK DSCR
SCR/dCSS USER BANDS		16
AVAILABLE USER BAND FREQUENCY PLANS		SKY ITALIA - SKY UK - MULTICHOICE - CYFROWY POLSAT
LEGACY STANDARDS		13/18V 22KHz Universal Tone & Voltage
DiSEqC SIGNALLING		DiSEqC 1.0 / 2.0 Compliant
CROSSPOLARITY ISOLATION	dB	> 30
TRUNK ISOLATION	dB	> 30
PHASE NOISE	dBc/Hz	-90 @ DELTA F=1KHz
RETURN LOSS	dB	> 12
MAX. POWER CONSUMPTION @ 13V PER OUTPUT	mA	300
LNB MAX CURRENT @ 20V	mA	300
DIMENSIONS LxHxP	mm	118x92x38

# Connection Diagram



► For small installations with one or more **SCD516** series multiswitches, if the input signal to the multiswitches is greater than **60dBμV**, it may not be necessary to use the headend amplifier. LNB power is supplied directly from the decoders. Note: If multiple SCR/dCSS decoders are connected to the same derived output, the use of **SD2** and **SD4** Smart Splitters is recommended.

	2-Way Splitter with diodes
	2-Way Smart Splitter
	4-Way Smart Splitter
	SAT/DVB-T/FM-DAB Radio
	LNB Power Line

