








SCW516/6-20

Legacy / dCSS cascadable Multiswitch
5 inputs 6 outputs

-  **Selectable Quattro/WideBand Mode**
-  **Up to 8 dB Extra Power Level Output**
-  **Legacy/SCR-dCSS automatic selection**
-  **Additional adjustable satellite gain for each output**
-  **Status LED Legacy/dCSS/Error**

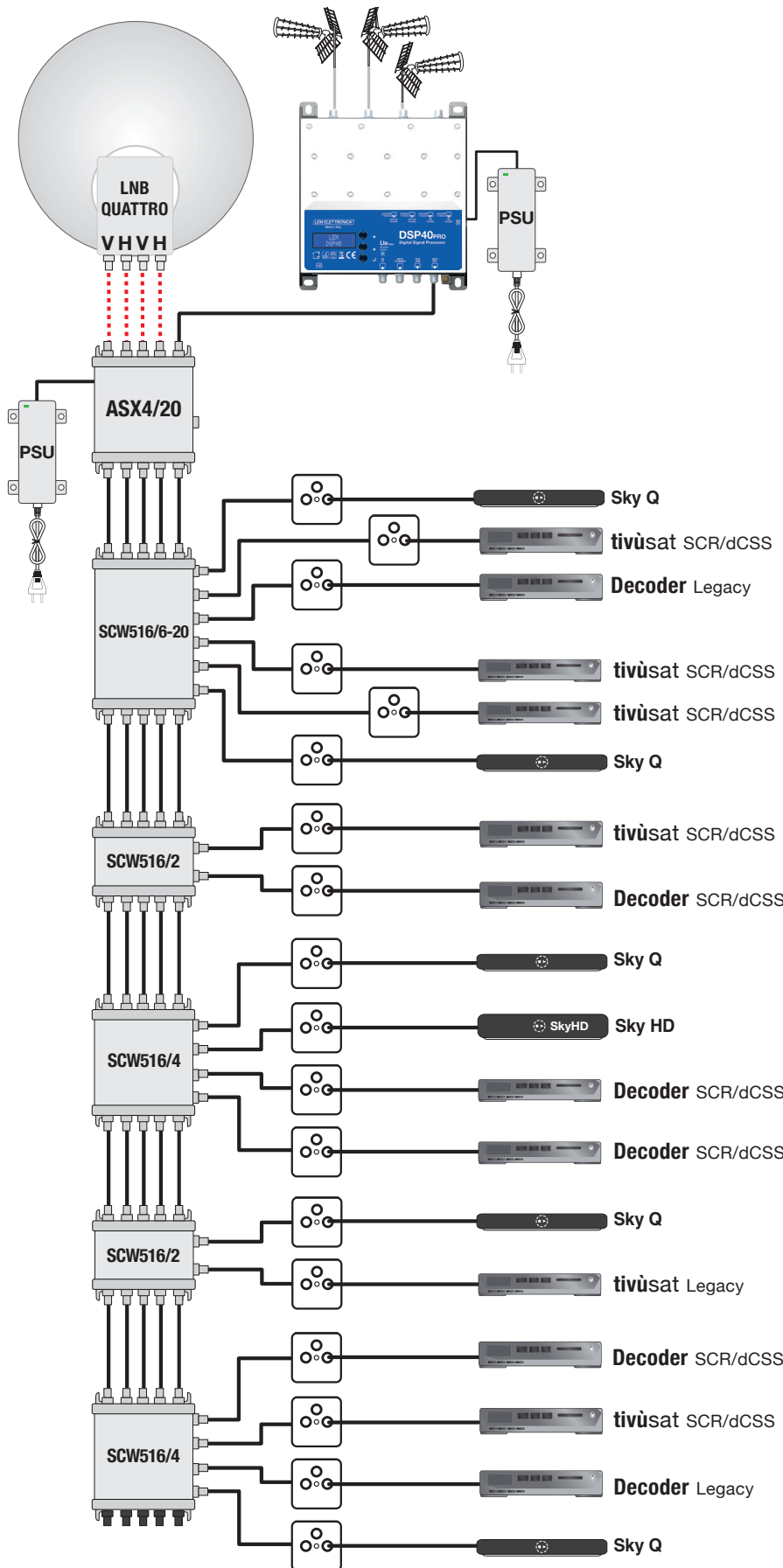
- 5 inputs cascade multiswitch, 6 outputs with 16 user band and automatic switching function from Legacy to SCR/dCSS.
- Low-loss passive mixing of terrestrial signals
- Satellite inputs equipped with automatic gain control CAG.
- Additional adjustable satellite gain for each output
- Suitable for use in systems with LNB Quattro or LNB Wide Band to distribute one full satellite position with only 3 coaxial cables or two satellite positions with 5 cables.
- Integrated DC power socket that allows connection of an external power supply (optional) and enables both LNB and multiswitch power supply.





MODEL		SCW516/6-20
TYPE		Cascadable
INPUTS / OUTPUTS TRUNK		5 / 5
OUTPUT/TAPS		6
SATELLITE TRUNK LINES FREQ. RANGE	MHz	250... 2400
SATELLITE TRUNK LOSS	dB	≤ 3
SATELLITE INPUTS POWER LEVEL RANGE	dBμV	60... 100
SATELLITE A.C.G. POWER LEVEL RANGE	dBμV	60... 90
SATELLITE OUTPUT/TAP FREQ. RANGE	MHz	950... 2150
MAX. LEGACY OUTPUT LEVEL	dBμV	80
MAX. SCR-dCSS OUTPUT LEVEL	dBμV	85/89/93
TV TERRESTRIAL TRUNK LINE FREQ. RANGE	MHz	5... 790
TV TERRESTRIAL OUTPUT/TAP LOSS	dB	- 23
TV TERRESTRIAL TRUNK LOSS	dB	≤ 3
TV TERRESTRIAL RETURN PATH LOSS	dB	- 23
SATELLITE / TV TERRESTRIAL DIPLEXER ISOLATION	dB	≥ 50
SCR/dCSS STANDARDS		Compliant with CENELC EN50494 (SCR) EN50607 (dCSS) SKY UK DSCR
SCR/dCSS USER BANDS		16
AVAILABLE USER BAND FREQUENCY PLANS		SKY ITALIA - SKY UK - MULTICHOICE - CYFROWY POLSAT
LEGACY STANDARDS		13/18V 22KHz Universal Tone & Voltage
DiSEqC SIGNALLING		DiSEqC 1.0 / 2.0 Compliant
CROSSPOLARITY ISOLATION	dB	> 30
TRUNK ISOLATION	dB	> 30
PHASE NOISE	dBc/Hz	-90 @ DELTA F=1KHz
RETURN LOSS	dB	> 12
MAX. POWER CONSUMPTION @ 13V PER OUTPUT	mA	220
LNB MAX CURRENT @ 20V	mA	350 (short-circuit protection)
DIMENSIONS LxHxP	mm	118x223x38

Connection Diagram

▶ Example of cascading a **single satellite** with **LNB Quattro** and mixing terrestrial signals.



	FM-DAB-SAT-DTT
	LNB Power Line

Connection Diagram

