







SCX516A/4

Legacy/dCSS cascadable Multiswitch
5 inputs 4 outputs

-  **Terrestrial Active with 0-10dB adjuster**
-  **Quattro/Wide band Lnb switch**
-  **Cascade or Stand-alone mode switch**
-  **Legacy/SCR-dCSS automatic selection**
-  **DC input for multiswitch and LNB powering**

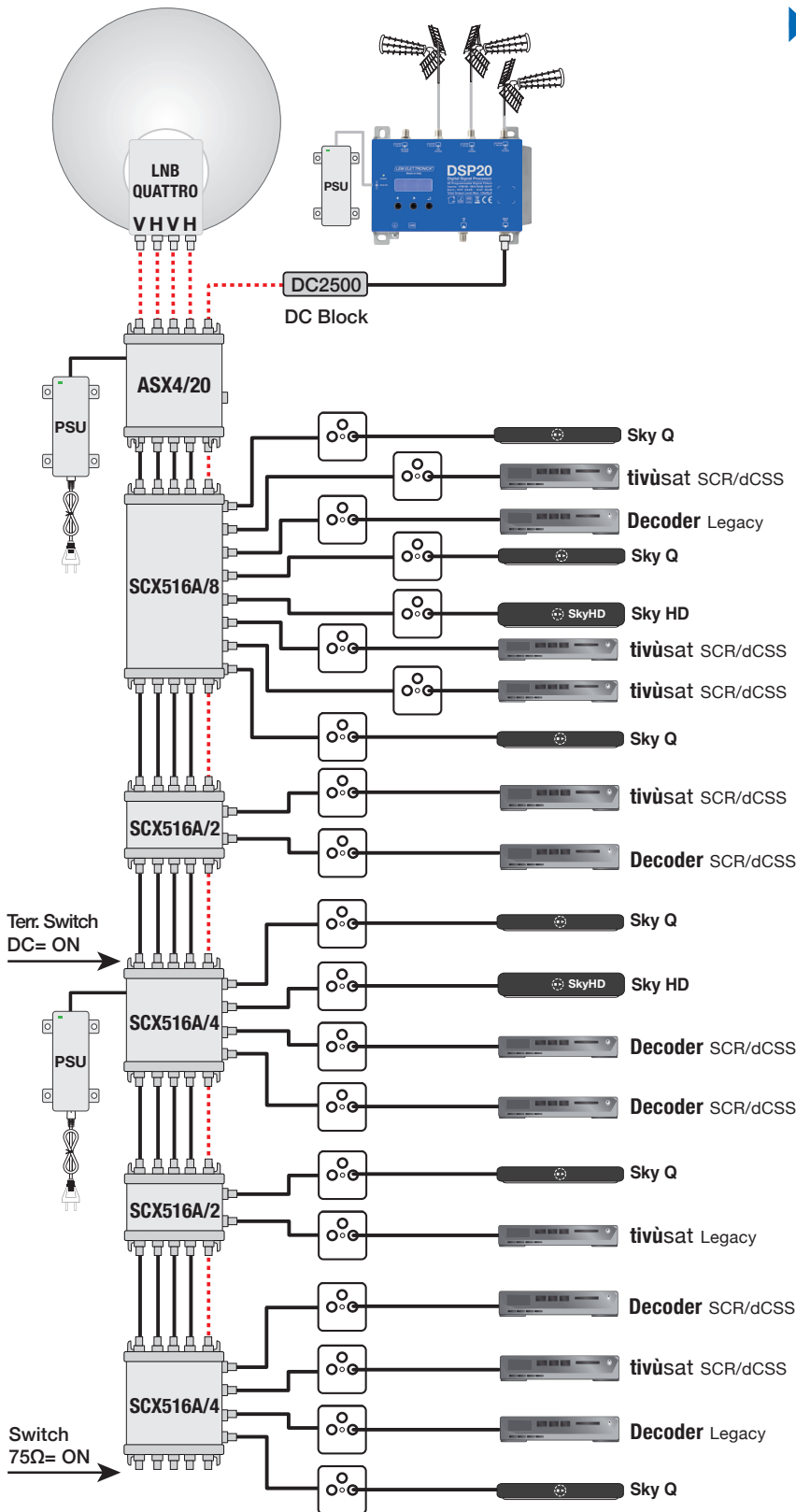
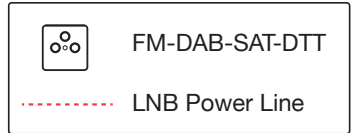
- 5 inputs cascade multiswitch, 4 outputs with 16 user band and **automatic switching function** from Legacy to SCR/dCSS.
- **Active mixing of terrestrial signals with adjustable gain**
- satellite inputs equipped with **automatic gain control CAG**.
- Suitable for use in systems with **LNB Quattro** or **LNB Wide Band** to **distribute one full satellite position with only 3 coaxial cables** or **two satellite positions with 5 cables**.
- **Integrated DC power socket** that allows the connection of an external power supply (optional) and enables both the LNB and the multiswitch itself to be powered.



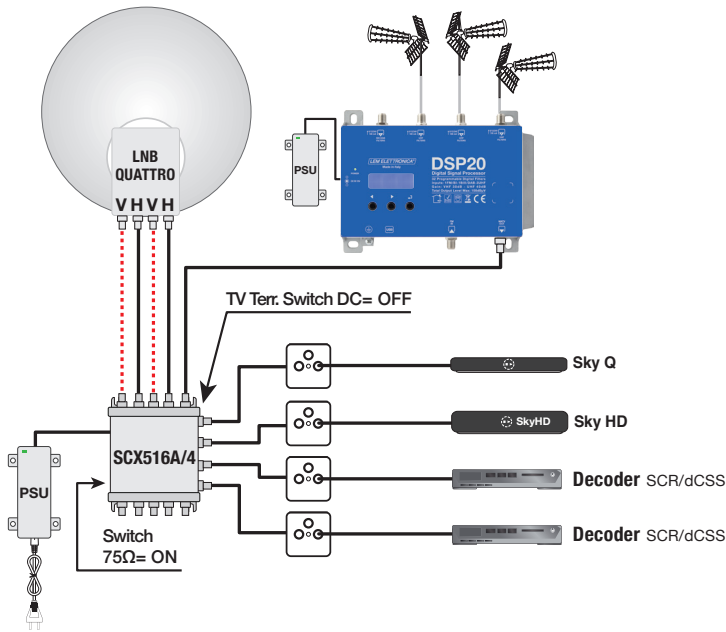
MODEL		SCX516A/4
TYPE		Cascadable / Stand-alone
N° INPUTS / OUTPUTS		5/5
N° TAPS		4
SATELLITE		
TRUNK FREQUENCY RANGE	MHz	250... 2.400
TAPS FREQUENCY RANGE	MHz	950... 2.150
A.C.G. INPUT RANGE	dBµV	65... 100
SCR/dCSS TAP OUTPUT LEVEL	dBµV	85
LEGACY TAP OUTPUT LEVEL	dBµV	78
TRUNK LOSS SATELLITE	dB	≤ 2
SUPPORTED STANDARDS		LEGACY / EN 50494 / EN 50607 / SKY UK (Automatic Selection)
AVAILABLE USER BAND FREQUENCY PLANS		SKY ITALIA - SKY UK - MULTICHOICE - CYFROWY POLSAT
MAXIMUM CURRENT DRAIN @ 13V PER OUTPUT	mA	310
MAXIMUM LNB(S) POWER	mA	600
TV TERRESTRIAL		
TRUNK FREQUENCY RANGE	MHz	40... 900
TAPS FREQUENCY RANGE	MHz	40... 790
TV TERR. INPUT ATTENUATOR RANGE	dB	0... -10
TV TERR. MAX INPUT RANGE	dB	100... 110
TV TERR. TAP LOSS	dB	2
TRUNK LOSS TV TERR.	dB	≤ 2,5
COMMON SPECIFICATIONS		
SEPARATION SATELLITE / TV TERR.	dB	≥ 50
CROSS-POLAR ISOLATION	dB	> 30
INPUTS - OUTPUTS ISOLATION	dB	> 30
RETURN LOSS	dB	> 12
MAXIMUM TOTAL CURRENT DRAIN @20V	mA	750
OPERATING TEMPERATURE RANGE	°C	0... 50
DIMENSIONS	mm	144x110x39

Connection Diagram

▶ Example of cascading a single satellite with **SCX516A series** multiswitches with **amplified mixing of terrestrial signals**.
 The 75Ohm termination of the feed-through outputs is provided electronically by the multiswitch.

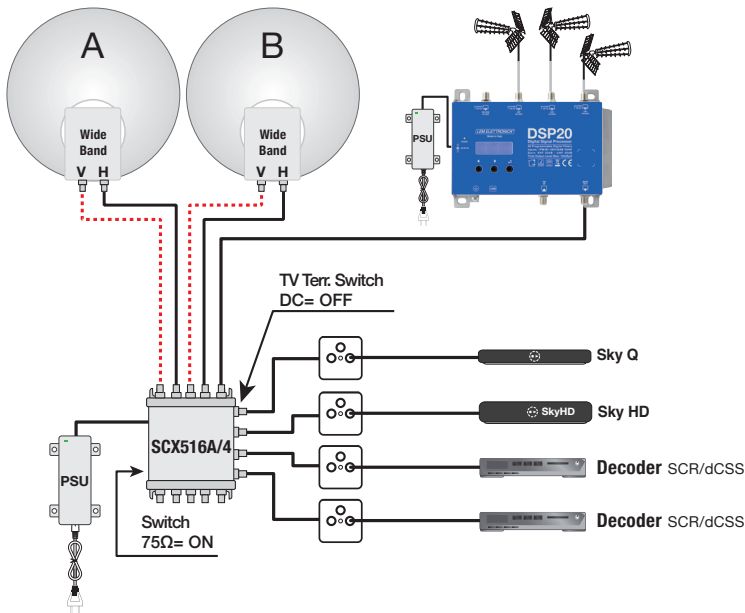
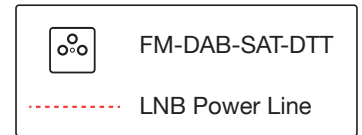


Connection Diagram



▶ Example of radial distribution using a single SCX516A multiswitch with active mixing of terrestrial signals to receive a single satellite.

The 75Ωm termination of the feed-through outputs is provided electronically by the multiswitch.



▶ Example of radial distribution using a single SCX516A multiswitch with active mixing of terrestrial signals to receive two satellites.

The 75Ωm termination of the feed-through outputs is provided electronically by the multiswitch.

