








SCX516/4evo

Legacy/dCSS cascadable Multiswitch
5 inputs 4 outputs

-  **Selectable Quattro/WideBand Mode**
-  **Legacy/SCR-dCSS automatic selection**
-  **Diplexed passive terrestrial**
-  **DC input for multiswitch and LNB powering**
-  **Diagnostic/Status Led**

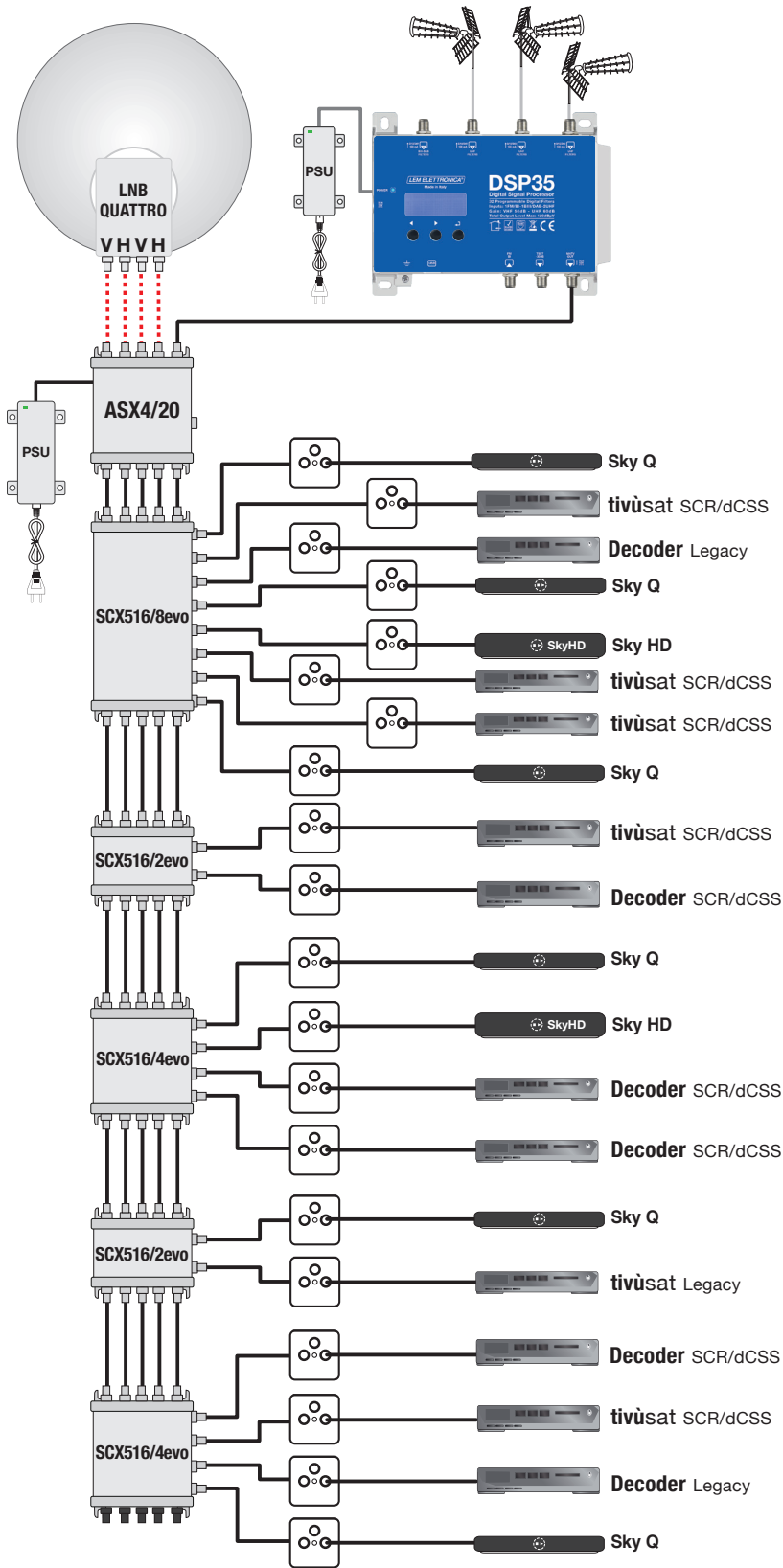
- 5 inputs cascade multiswitch, 4 outputs with 16 user band and **automatic switching function** from Legacy to SCR/dCSS.
- Low-loss passive mixing of terrestrial signals
- satellite inputs equipped with **automatic gain control CAG**.
- Suitable for use in systems with **LNB Quattro** or **LNB Wide Band** to **distribute one full satellite position with only 3 coaxial cables** or **two satellite positions with 5 cables**.
- **Integrated DC power socket** that allows the connection of an external power supply (optional) and enables both the LNB and the multiswitch itself to be powered.








MODEL		SCX516/4EVO
TYPE		Cascadable
N° INPUTS / OUTPUTS		5/5
N° TAPS		4
SATELLITE		
TRUNK FREQUENCY RANGE	MHz	250... 2.400
TAPS FREQUENCY RANGE	MHz	950... 2.150
A.C.G. INPUT RANGE	dBµV	65... 100
SCR/dCSS TAP OUTPUT LEVEL	dBµV	85
LEGACY TAP OUTPUT LEVEL	dBµV	78
TRUNK LOSS SATELLITE	dB	≤ 2
SUPPORTED STANDARDS		LEGACY / EN 50494 / EN 50607 / SKY UK (Automatic Selection)
AVAILABLE USER BAND FREQUENCY PLANS		SKY ITALIA - SKY UK - MULTICHOICE - CYFROWY POLSAT
MAXIMUM CURRENT DRAIN @ 13V PER OUTPUT	mA	310
MAXIMUM LNB(S) POWER	mA	600
TV TERRESTRIAL		
TRUNK FREQUENCY RANGE	MHz	40... 900
TAPS FREQUENCY RANGE	MHz	40... 790
TV TERR. TAP LOSS	dB	-16
TRUNK LOSS TV TERR.	dB	≤ 2,5
COMMON SPECIFICATIONS		
SEPARATION SATELLITE / TV TERR.	dB	≥ 50
CROSS-POLAR ISOLATION	dB	> 30
INPUTS - OUTPUTS ISOLATION	dB	> 30
RETURN LOSS	dB	> 12
MAXIMUM TOTAL CURRENT DRAIN @20V	mA	700
OPERATING TEMPERATURE RANGE	°C	0... 50
DIMENSIONS	mm	119x145x39

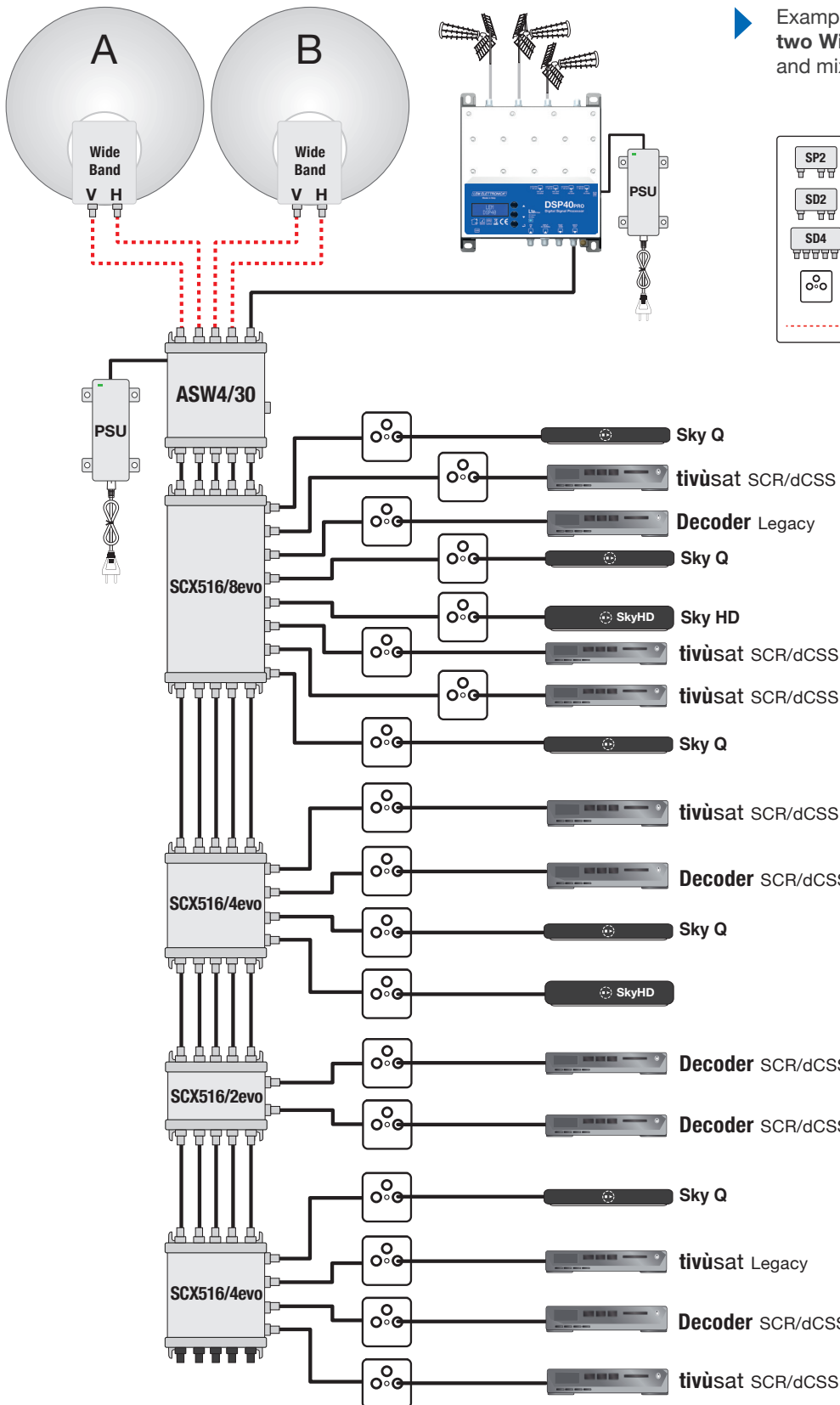
Connection Diagram

▶ Example of cascade distribution of a single satellite with Quattro LNB and mixing of terrestrial signals.



	2-Way Splitter with diodes
	2-Way Smart Splitter
	4-Way Smart Splitter
	SAT/DVB-T/FM-DAB Radio
	LNB Power Line

Connection Diagram



▶ Example of cascade distribution with **two Wide Band LNB** for **two satellites** and mixing of terrestrial signals.

- | | |
|--|----------------------------|
| | 2-Way Splitter with diodes |
| | 2-Way Smart Splitter |
| | 4-Way Smart Splitter |
| | SAT/DVB-T/FM-DAB Radio |
| | LNB Power Line |