







SWB316/6

Legacy/dCSS cascadable Multiswitch
3 inputs 6 outputs

-  **SAT + terrestrial TV distribution with 3 cables**
-  **DC input for multiswitch and LNB powering**
-  **Max. consumption 220 mA**
-  **Automatic Legacy-SCR/dCSS switching**
-  **Status LED Legacy/dCSS/Error**

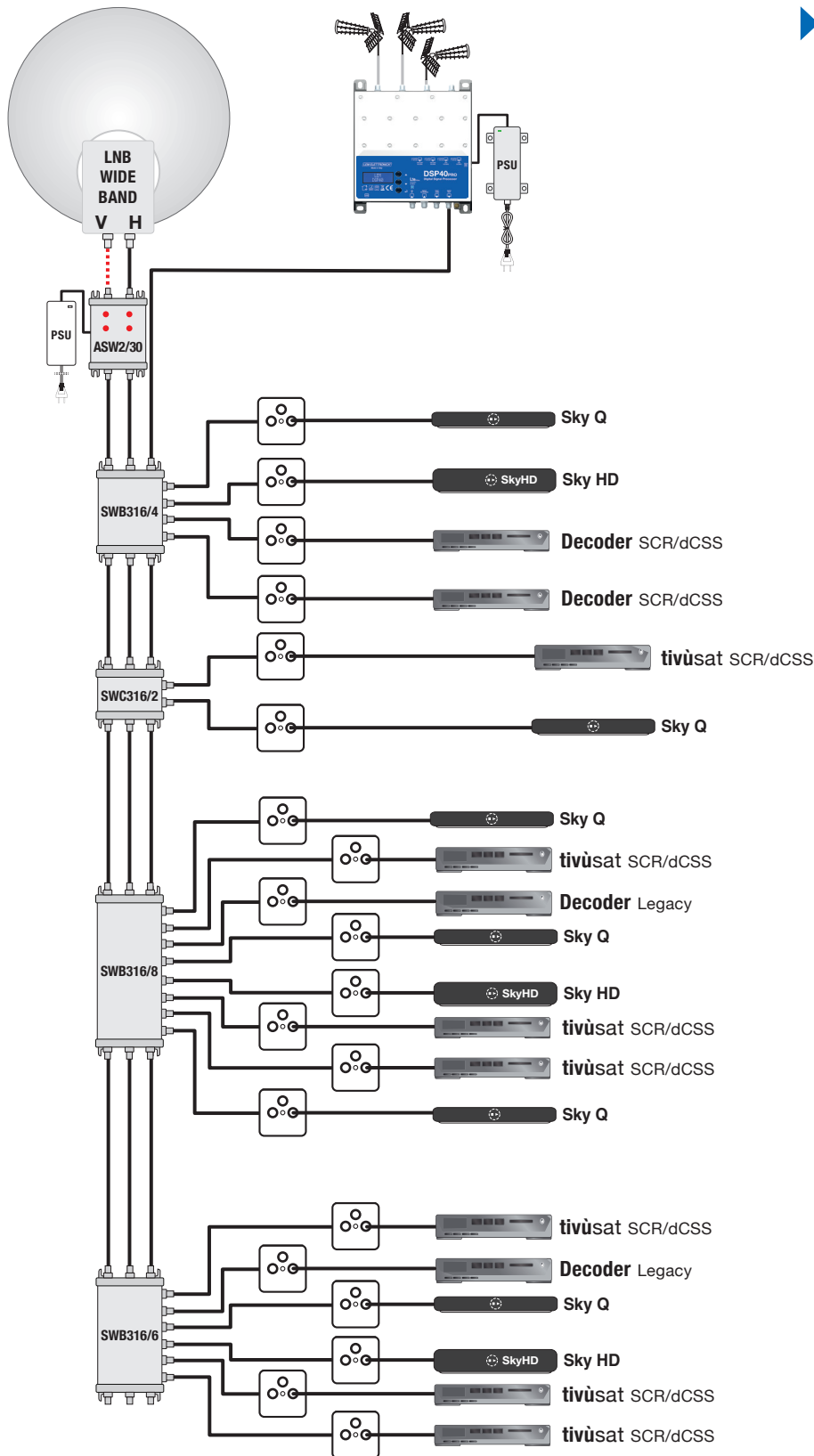
- 3 inputs cascade multiswitch, 6 outputs with 16 user band and **automatic switching function** from Legacy to SCR/dCSS.
- Low-loss passive mixing of terrestrial signals
- satellite inputs equipped with **automatic gain control CAG**.
- Suitable for use in **LNB wide band installations** to distribute a full satellite position with terrestrial mixing using only **3 coaxial cables**.
- **Integrated DC power socket** for connection of an external power supply (optional) that can supply power to both the LNB and the multiswitch itself.



MODEL		SWB316/6
TYPE		Cascadable
INPUTS / OUTPUTS TRUNK		3 / 3
OUTPUT/TAPS		6
SATELLITE TRUNK LINES FREQ. RANGE	MHz	250... 2400
SATELLITE TRUNK LOSS	dB	≤ 3
SATELLITE INPUTS POWER LEVEL RANGE	dBμV	60... 100
SATELLITE A.C.G. POWER LEVEL RANGE	dBμV	60... 90
SATELLITE OUTPUT/TAP FREQ. RANGE	MHz	950... 2150
MAX. LEGACY OUTPUT LEVEL	dBμV	75
MAX. SCR-dCSS OUTPUT LEVEL	dBμV	85
TV TERRESTRIAL TRUNK LINE FREQ. RANGE	MHz	5... 790
TV TERRESTRIAL OUTPUT/TAP LOSS	dB	- 18
TV TERRESTRIAL TRUNK LOSS	dB	≤ 3
TV TERRESTRIAL RETURN PATH LOSS	dB	- 18
SATELLITE / TV TERRESTRIAL DIPLEXER ISOLATION	dB	≥ 50
SCR/dCSS STANDARDS		Compliant with CENELC EN50494 (SCR) EN50607 (dCSS) SKY UK DSCR
SCR/dCSS USER BANDS		16
AVAILABLE USER BAND FREQUENCY PLANS		SKY ITALIA - SKY UK - MULTICHOICE - CYFROWY POLSAT
LEGACY STANDARDS		13/18V 22KHz Universal Tone & Voltage
DiSEqC SIGNALLING		DiSEqC 1.0 / 2.0 Compliant
CROSSPOLARITY ISOLATION	dB	> 30
TRUNK ISOLATION	dB	> 30
PHASE NOISE	dBc/Hz	-90 @ DELTA F=1KHz
RETURN LOSS	dB	> 12
MAX. POWER CONSUMPTION @ 13V PER OUTPUT	mA	220
LNB MAX CURRENT @ 20V	mA	300
DIMENSIONS LxHxP	mm	87x199x34

Connection Diagram

▶ Example of a system with ASW2/30 wideband headend amplifier and SWB316 wideband multiswitch.



	FM-DAB-SAT-DTT
	LNB Power Line