

# MBDF3U-30

## Indoor Multi-band TV terrestrial amplifier

### Installation and safety instructions

- Do not use this product for uses that are different from those for which it has been designed.
- The product must not come into contact with water or be wetted by liquids.
- Do not touch the appliance with wet or humid parts of the body.
- To avoid the risk of fire or electrocution, do not expose the product to rain or moisture.
- To avoid the risk of fire do not using the product in the presence of inflammable substances and vapours, such as alcohol, insecticides, petrol, ect..
- When installing in a cabinet or recessed compartment, provide adequate ventilation.
- Do not use the product at environmental temperatures more than 55°C.
- Prepare the connection to the power supply in accordance with the regulations in force in the country of installation and in such a way that it can be easily disconnected.
- The product can be connected to the supply mains only if the voltage and the frequency of the supply mains correspond to those indicated on the data table.
- In the event of a fault, do not attempt to repair the product as this will invalidate the warranty.
- Immediately contact a qualified person (authorised dealer or the manufacturer) if the product is dropped or knocked to check its correct functioning.
- After removing the product from its packaging ensure that it is complete and undamaged; if in doubt, contact (authorised dealer or manufacturer) immediately.

### Description of symbols and electrical safety



Product complies with CE marking requirements.



RoHS 2011/65EU compliant product.



Symbol indicating earth terminal.



The product at the end of its life must be collected separately from other waste in order to allow for proper treatment and recycling.



Installation is only permitted in dry rooms and on a non-flammable surface. Ensure that there is adequate air circulation.



Symbol meaning that the integrated mains power supply complies with the safety requirements for class II devices.



Risk of fire or electrocution.

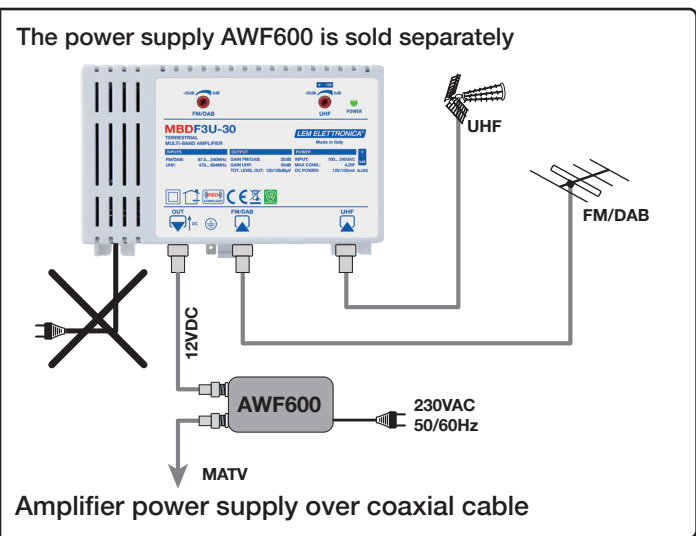
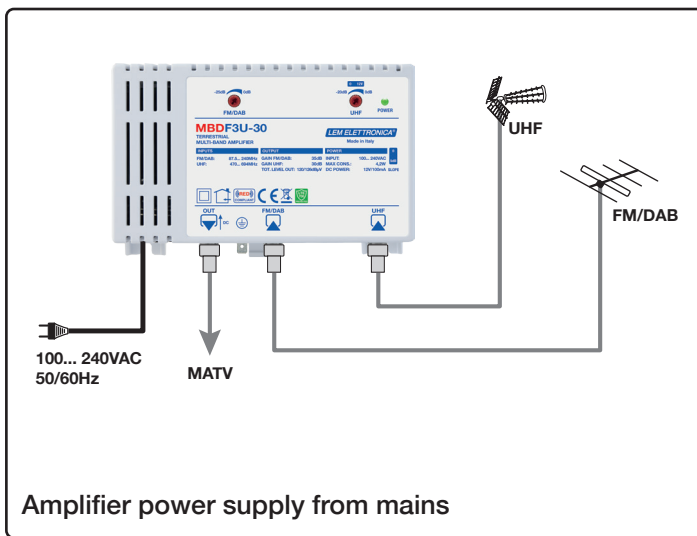

### Connection and activation

- 1 Connect the coaxial inputs to the antennas in the system.
- 2 Set the gain adjusters of any unused inputs to maximum attenuation or close the inputs with 75Ω loads.
- 3 If the UHF input is connected to a device that require remote power, operate the corresponding voltage 0/12V selector.
- 4 Connect the power cord to the mains socket.
- 5 Check that the amplifier is correctly switched on, indicated by the green Power LED lighting up.
- 6 Connect the coaxial output of the switchboard to a field meter and using the inputs gain adjusters, balance the signals received from different inputs.
- 7 Disconnect the mains socket first and connect the amplifier coaxial output to MATV network and then reconnect the power cord to the mains.

### Inputs remote power error

If the **POWER LED** is in steady red or flashing green, it indicates the presence of a short circuit or overload on at least one antenna connection. To restore correct operation, switch off the remote power supply and remove the short circuit or the cause of the overload.

- ① Input gain adjusters
- ② 0/12V remote power selector
- ③ POWER LED
- ④ 0/+5dB SLOPE selector
- ⑤ Input UHF (470... 694MHz)
- ⑥ Input FM/DAB
- ⑦ Earth terminal
- ⑧ MATV out / remote power input
- ⑨ 100... 240VAC 50/60Hz mains input



MODEL		MBDF3U-30
N° INPUTS		2
INPUTS		FM/DAB - UHF
INPUT FM/DAB	MHz	87.5... 240
INPUT UHF	MHz	470... 694
LTE PROTECTION		LTE 700 (4G+5G)
GAIN FM/DAB	dB	35 (Adjustable 0... -25)
GAIN UHF	dB	30 (Adjustable 0... -20)
SLOPE SELECTOR	dB	0/+5
TOTAL MAXIMUM OUTPUT LEVEL DIN45004B	dBμV	120
TOTAL MAXIMUM OUTPUT LEVEL IM3 -35dBc	dBμV	126
NOISE FIGURE	dB	7
INPUT / OUTPUT RETURN LOSS	dB	>12
TOTAL INPUTS POWER SUPPLY		12V/ 100mA
POWERING RANGE		100... 240VAC 50/60Hz
MAXIMUM CONSUMPTION (w/o remote power supply)	W	3
MAXIMUM CONSUMPTION (with remote power supply)	W	4,2
OPERATING TEMPERATURE	°C	-10... +55
DIMENSIONS	mm	135 x 91 x 45

LEM ELETTRONICA srl

Via Grezze, 38 - 25015 Desenzano d/G Italy Tel. +39 0309120006 info@lemelettronica.it

